

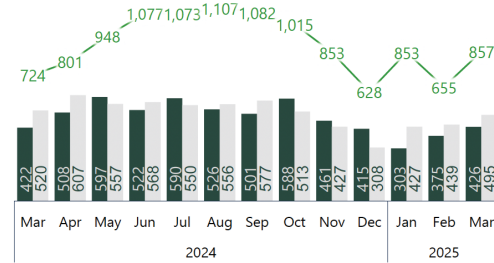
# MONTHLY TRENDS

■ Sold ■ Pending — Active

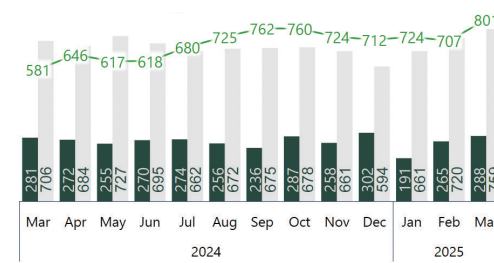
# MARKET REPORT

ADA & CANYON COUNTY

## RESALE

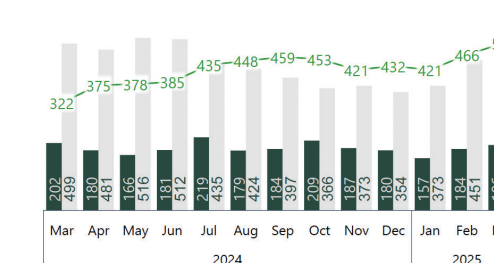
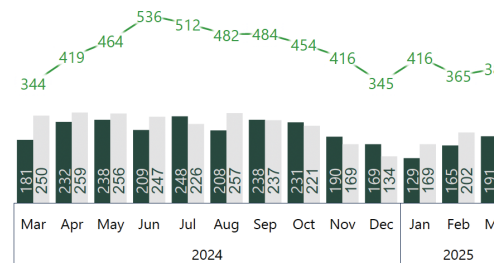


## NEW CONSTRUCTION

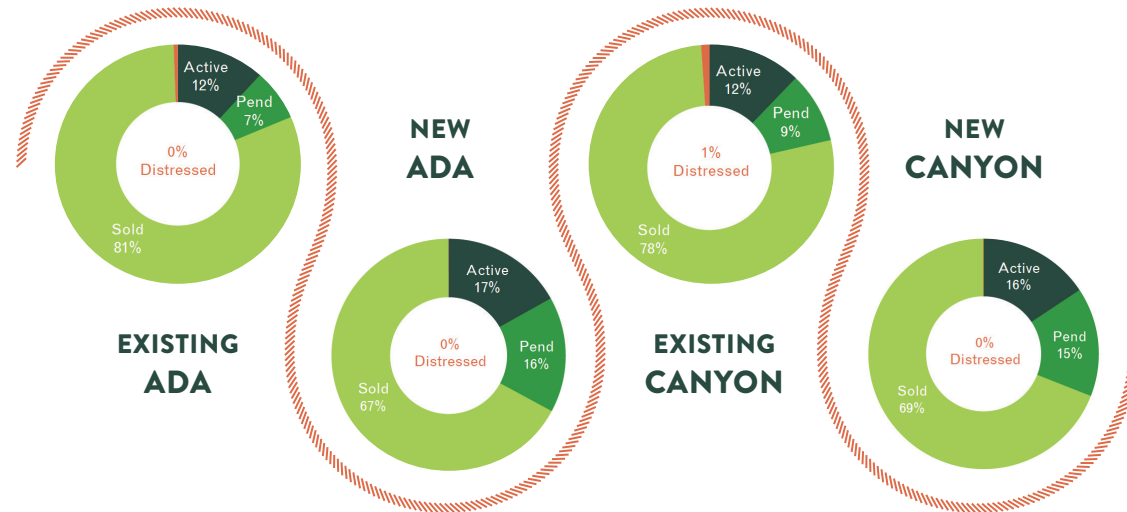


## ADA

## CANYON



## CURRENT MARKET STRENGTH



## AVERAGE PRICE SOLD

ADA  
**\$611,041**  
 EXISTING  
**\$626,536**  
 NEW CONSTRUCTION

CANYON  
**\$436,261**  
 EXISTING  
**\$485,589**  
 NEW CONSTRUCTION



# TOP EXISTING & NEW MARKET AREAS IN CANYON COUNTY

EXISTING - SOUTH NAMPA		
PENDINGS	SOLD	INVENTORY
79	666	1.9
	AVERAGE OVER 12 MO.	MONTHS
DAYS ON MKT	\$452K	1,908
39	AVERAGE SOLD PRICE OVER 12 MO.	AVERAGE SF OVER 12 MO.

NEW - NE NAMPA		
PENDINGS	SOLD	INVENTORY
123	368	2.7
	AVERAGE OVER 12 MO.	MONTHS
DAYS ON MKT	\$480K	1,982
58	AVERAGE SOLD PRICE OVER 12 MO.	AVERAGE SF OVER 12 MO.

# TOP EXISTING & NEW MARKET AREAS IN ADA COUNTY

EXISTING - NW MERIDIAN		
PENDINGS	SOLD	INVENTORY
59	711	1.9
	AVERAGE OVER 12 MO.	MONTHS
DAYS ON MKT	\$562K	2,084
35	AVERAGE SOLD PRICE OVER 12 MO.	AVERAGE SF OVER 12 MO.

NEW - STAR		
PENDINGS	SOLD	INVENTORY
257	849	2.0
	AVERAGE OVER 12 MO.	MONTHS
DAYS ON MKT	\$578K	2,241
66	AVERAGE SOLD PRICE OVER 12 MO.	AVERAGE SF OVER 12 MO.

