

MARKET REPORT

APRIL 2025

HOMES SOLD

TOTAL

15

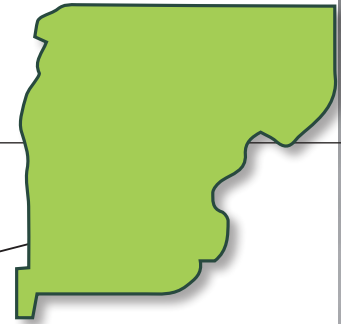
▲ **114.29%**
COMPARED TO 2024

DAYS ON MARKET

AVERAGE

107

▲ **40.79%**
COMPARED TO 2024



FUN STATS

HIGHEST
PRICE SOLD

\$2,600,000

LOWEST
PRICE SOLD

\$395,000

LARGEST
HOME SOLD

3,800 SQFT

SMALLEST
HOME SOLD

1,116 SQFT

MEDIAN SOLD PRICE

\$830^K

▲ **3.23%**
COMPARED TO 2024

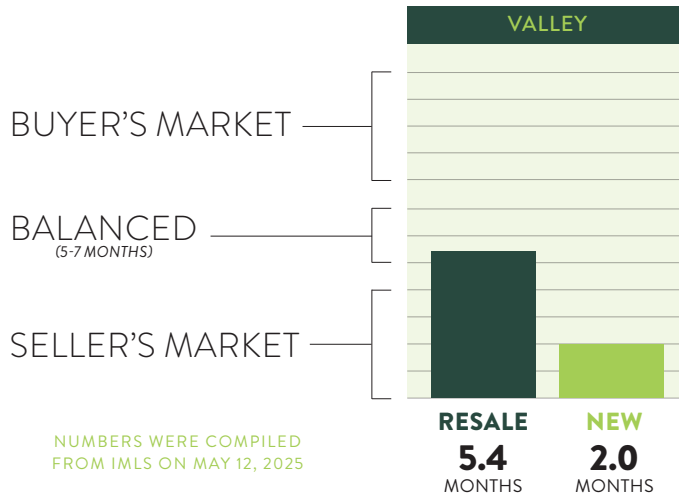
RESALE

\$791,000
▼ 1.62%

NEW BUILD

\$845,000
▼ 29.51%

MONTHS SUPPLY OF INVENTORY



Our months supply of inventory are based only on completed, move-in ready homes that are currently available.

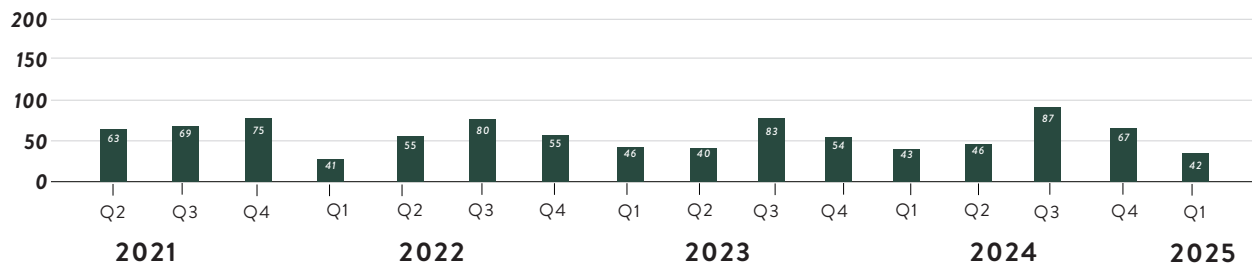
Our sold inventory includes homes that are already built, under construction, and planned to be built.

New build months of supply - the number of New-Never Occupied homes for sale divided by the average number of closed sales (including New-Never Occupied, Under Construction, and To-Be Built) by month, for the preceding 12 months.

Resale Months of Supply - the number of resale homes for sale divided by the average number of closed resales, by month, for the preceding 6 months.

TOTAL HOMES SOLD 4 YEAR VIEW

VALLEY COUNTY



EXPECT BETTER.

The information in this report is based primarily on the public statistics provided by the Intermountain MLS (IMLS) available here: intermountainmls.com/Statistics/Static.aspx. These statistics are based upon information secured by the agent from the owner or their representative. The accuracy of this information, while deemed reliable, has not been verified and is not guaranteed. These statistics are not intended to represent the total number of properties sold in the counties or cities during the specified time period. The IMLS and BHGRE-43°North provide these statistics for purposes of general market analysis but make no representations as to past or future performance. The term "single-family homes" includes detached single-family homes with or without acreage, as classified in the IMLS. These numbers do not include activity for mobile homes, condominiums, town homes, land, commercial, or multi-family properties (like apartment buildings). To reduce errors, only data falling within three (3) standard deviations from the mean have been included in the report.