

MARKET REPORT

ADA & CANYON COUNTY



AVERAGE PRICE SOLD

ADA

\$613,801

EXISTING

\$629,256

NEW CONSTRUCTION

CANYON

\$435,551

EXISTING

\$485,354

NEW CONSTRUCTION

MAY 2025

TOP EXISTING & NEW MARKET AREAS IN CANYON COUNTY

EXISTING - SOUTH NAMPA		
PENDINGS	SOLD	INVENTORY
92	665	2.5
	AVERAGE OVER 12 MO.	MONTHS
DAYS ON MKT	\$449K	1,871
41	AVERAGE SOLD PRICE OVER 12 MO.	AVERAGE SF OVER 12 MO.

NEW - NE NAMPA		
PENDINGS	SOLD	INVENTORY
119	378	3.2
	AVERAGE OVER 12 MO.	MONTHS
DAYS ON MKT	\$478K	1,970
56	AVERAGE SOLD PRICE OVER 12 MO.	AVERAGE SF OVER 12 MO.



TOP EXISTING & NEW MARKET AREAS IN ADA COUNTY

EXISTING - NW MERIDIAN

PENDINGS

94

SOLD

723

AVERAGE
OVER 12 MO.

INVENTORY

2.2

MONTHS

DAYS ON MKT

34

\$561K

AVERAGE SOLD
PRICE OVER 12 MO.

2,078

AVERAGE SF
OVER 12 MO.

NEW - STAR

PENDINGS

246

SOLD

877

AVERAGE
OVER 12 MO.

INVENTORY

2.3

MONTHS

DAYS ON MKT

62

\$585K

AVERAGE SOLD
PRICE OVER 12 MO.

2,242

AVERAGE SF
OVER 12 MO.

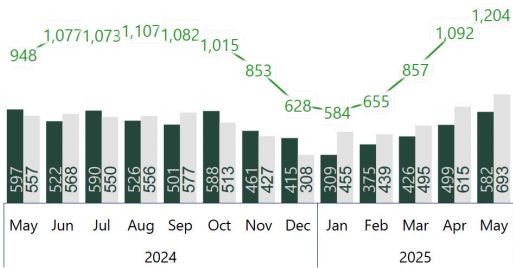


MONTHLY TRENDS

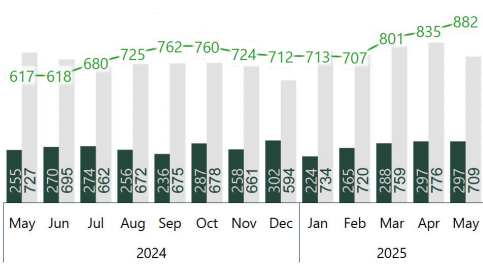
■ Sold ■ Pending — Active

ADA

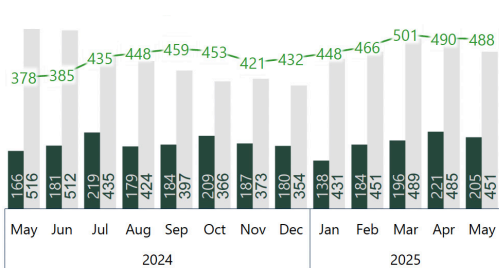
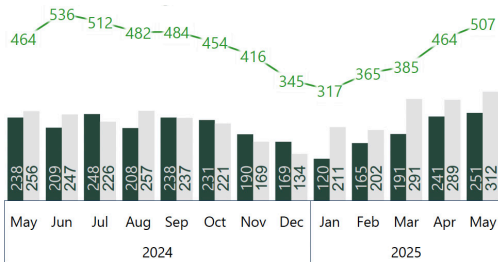
RESALE



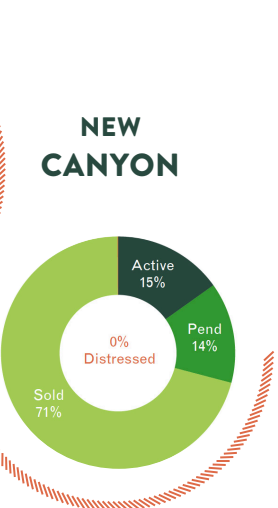
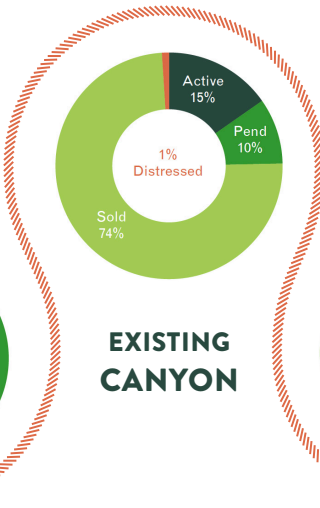
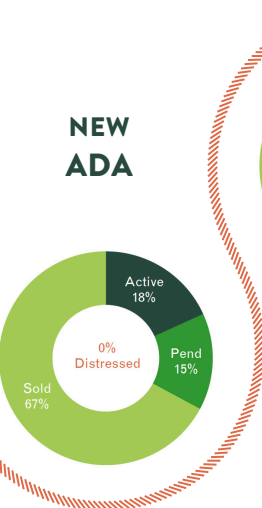
NEW CONSTRUCTION



CANYON



CURRENT MARKET STRENGTH



Better Homes and Gardens
REAL ESTATE

43° NORTH

3505 E. MONARCH SKY LN. SUITE 200 | MERIDIAN, ID 83646
208.381.8000 | 43RE.COM

©2025 Better Homes and Gardens Real Estate LLC. All rights reserved. Better Homes and Gardens® and the Better Homes and Gardens Real Estate Logo are registered service marks owned by Meredith Operations Corporation and licensed to Better Homes and Gardens Real Estate LLC. Better Homes and Gardens Real Estate LLC fully supports the principles of the Fair Housing Act and the Equal Opportunity Act. Each franchise is independently owned and operated.