

MARKET REPORT

ADA & CANYON COUNTY



AVERAGE PRICE SOLD

ADA

\$614,584

EXISTING

\$636,068

NEW CONSTRUCTION

CANYON

\$437,702

EXISTING

\$489,139

NEW CONSTRUCTION

JULY 2025

TOP EXISTING & NEW MARKET AREAS IN CANYON COUNTY

EXISTING - SOUTH NAMPA

PENDINGS	SOLD	INVENTORY
67	703	2.5
	AVERAGE OVER 12 MO.	MONTHS
DAYS ON MKT	\$445K	1,832
40	AVERAGE SOLD PRICE OVER 12 MO.	AVERAGE SF OVER 12 MO.

NEW - NE NAMPA

PENDINGS	SOLD	INVENTORY
109	377	2.7
	AVERAGE OVER 12 MO.	MONTHS
DAYS ON MKT	\$485K	1,998
54	AVERAGE SOLD PRICE OVER 12 MO.	AVERAGE SF OVER 12 MO.



TOP EXISTING & NEW MARKET AREAS IN ADA COUNTY

EXISTING - NW MERIDIAN

PENDINGS

74

SOLD

745

AVERAGE
OVER 12 MO.

INVENTORY

2.8

MONTHS

DAYS ON MKT

33

\$569K

AVERAGE SOLD
PRICE OVER 12 MO.

2,079

AVERAGE SF
OVER 12 MO.

NEW - STAR

PENDINGS

228

SOLD

888

AVERAGE
OVER 12 MO.

INVENTORY

2.5

MONTHS

DAYS ON MKT

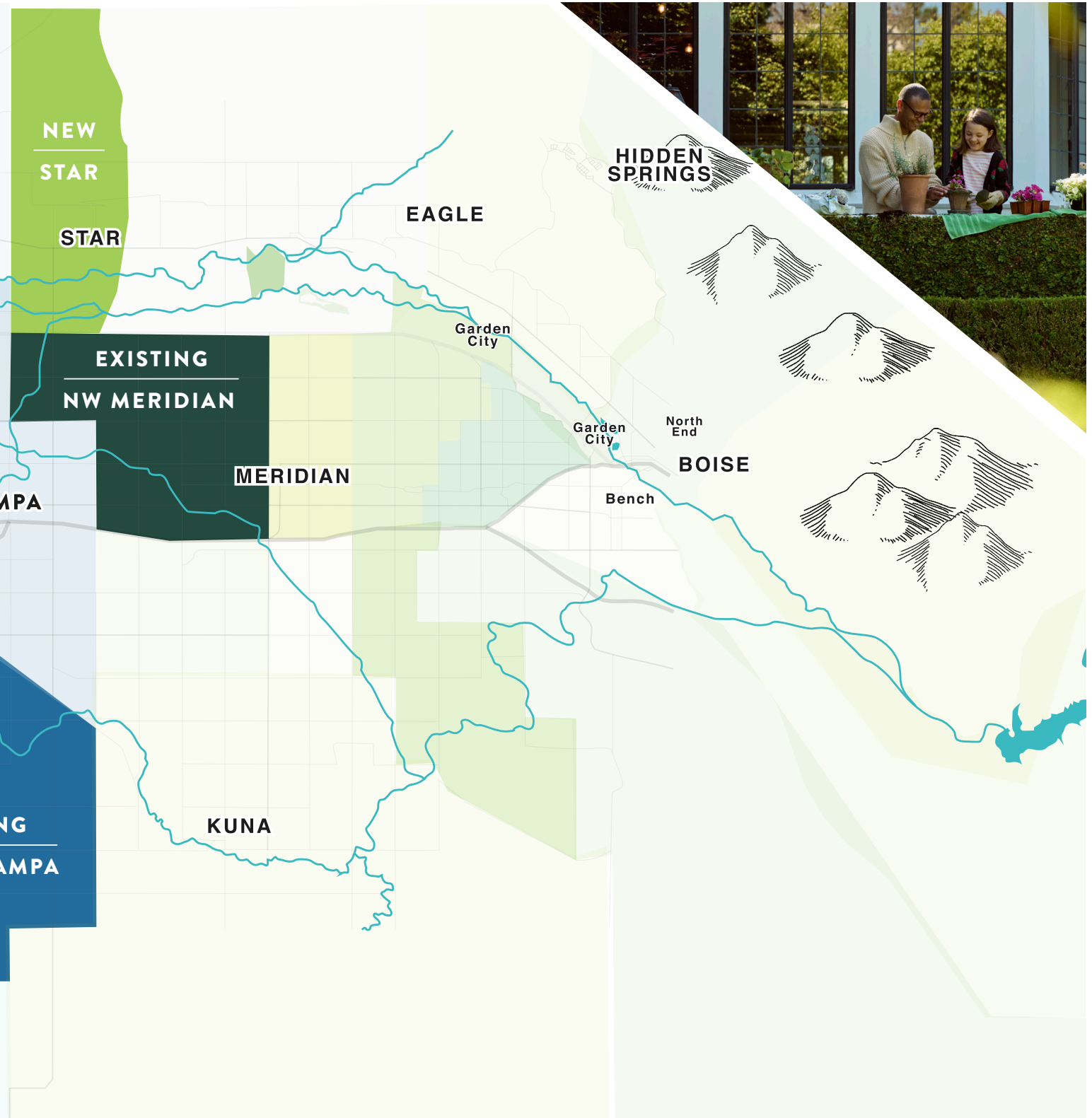
62

\$602K

AVERAGE SOLD
PRICE OVER 12 MO.

2,267

AVERAGE SF
OVER 12 MO.

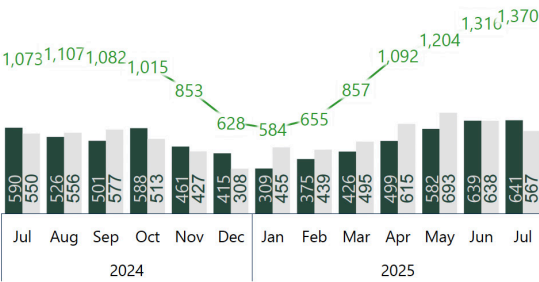


MONTHLY TRENDS

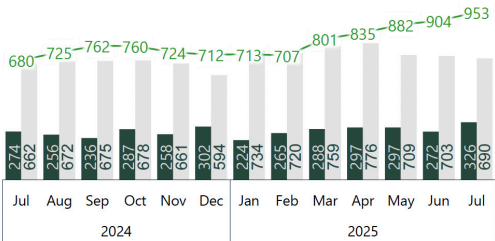
Sold Pending Active

ADA

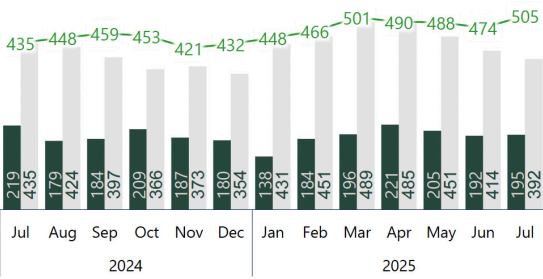
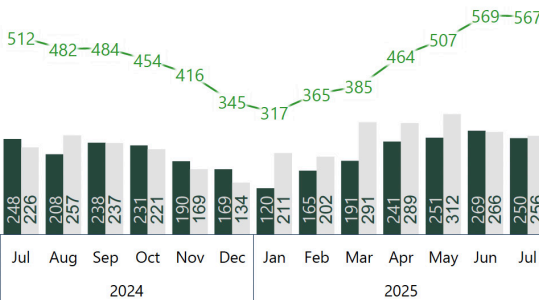
RESALE



NEW CONSTRUCTION



CANYON



CURRENT MARKET STRENGTH

