

MARKET REPORT

ADA & CANYON COUNTY



AVERAGE PRICE SOLD

ADA

\$626,271

EXISTING

\$654,638

NEW CONSTRUCTION

CANYON

\$437,085

EXISTING

\$500,246

NEW CONSTRUCTION

MARCH 2026

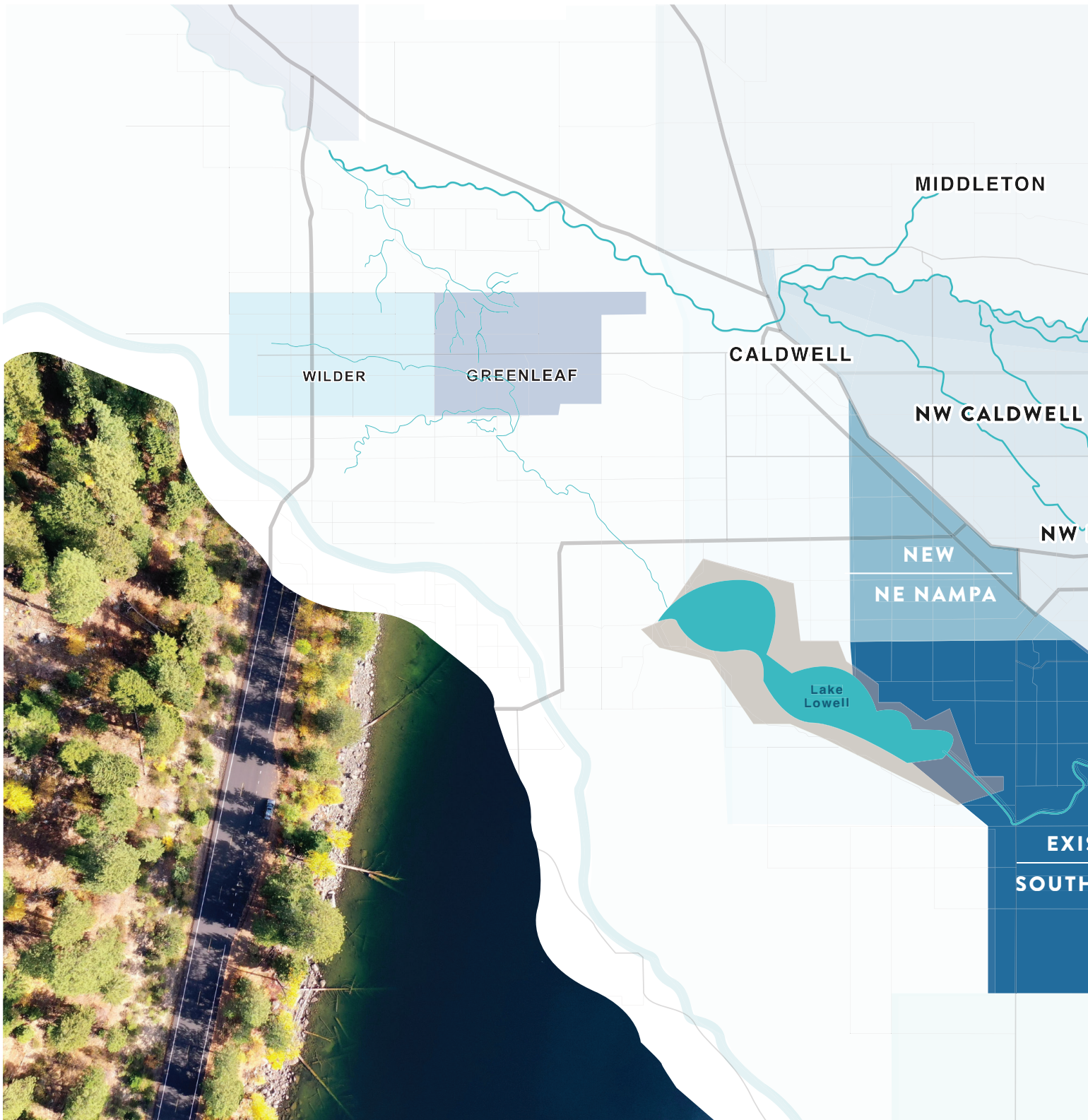
TOP EXISTING & NEW MARKET AREAS IN CANYON COUNTY

EXISTING - SOUTH NAMPA

PENDINGS	SOLD	INVENTORY
77	681 AVERAGE OVER 12 MO.	1.6 MONTHS
DAYS ON MKT 39	\$451K AVERAGE SOLD PRICE OVER 12 MO.	1,836 AVERAGE SF OVER 12 MO.

NEW - NE NAMPA

PENDINGS	SOLD	INVENTORY
118	666 AVERAGE OVER 12 MO.	2.1 MONTHS
DAYS ON MKT 69	\$482K AVERAGE SOLD PRICE OVER 12 MO.	2,053 AVERAGE SF OVER 12 MO.



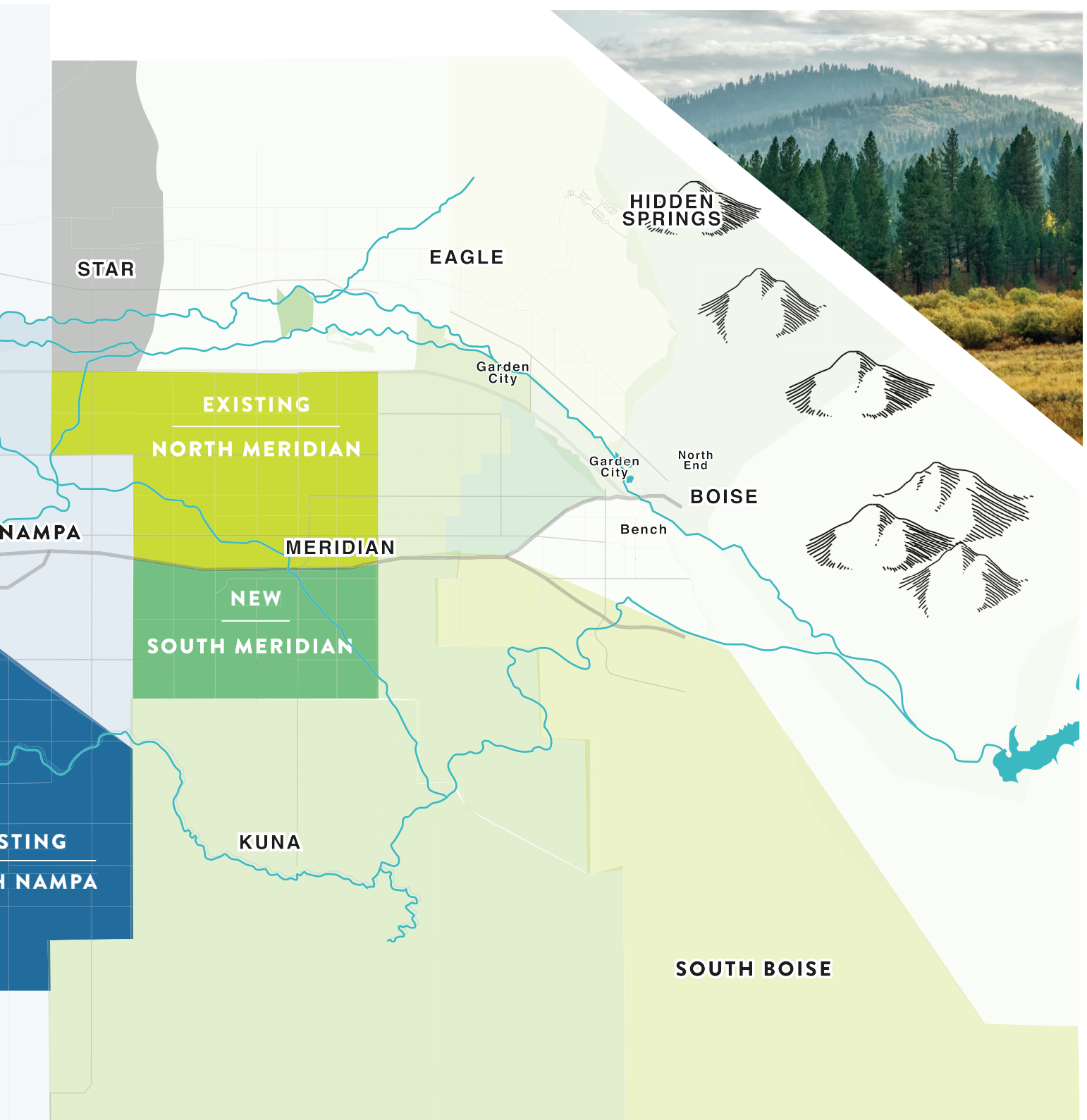
TOP EXISTING & NEW MARKET AREAS IN ADA COUNTY

EXISTING - N. MERIDIAN

PENDINGS	SOLD	INVENTORY
100	893 AVERAGE OVER 12 MO.	1.7 MONTHS
DAYS ON MKT 38	\$601K AVERAGE SOLD PRICE OVER 12 MO.	2,172 AVERAGE SF OVER 12 MO.

NEW - S. MERIDIAN

PENDINGS	SOLD	INVENTORY
172	849 AVERAGE OVER 12 MO.	1.2 MONTHS
DAYS ON MKT 69	\$552K AVERAGE SOLD PRICE OVER 12 MO.	2,047 AVERAGE SF OVER 12 MO.

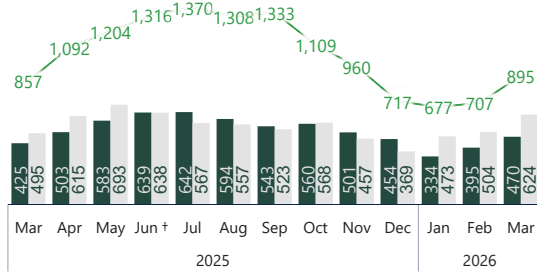


MONTHLY TRENDS

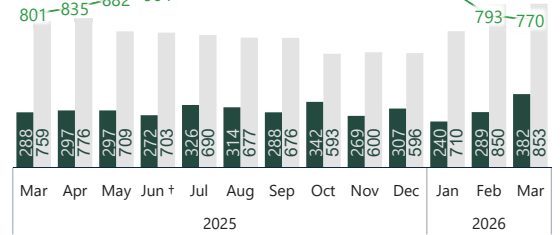
Sold
 Pending
 Active

ADA

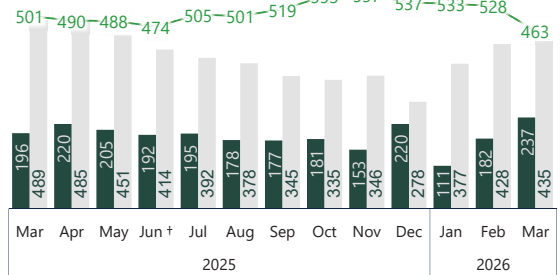
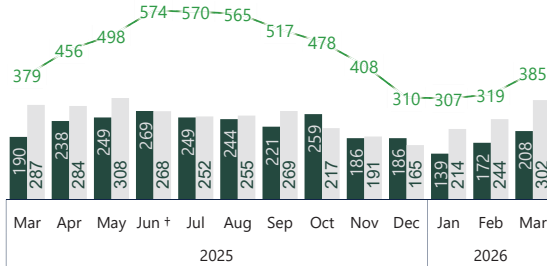
RESALE



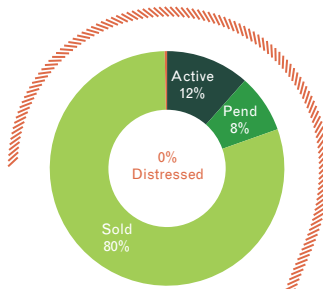
NEW CONSTRUCTION



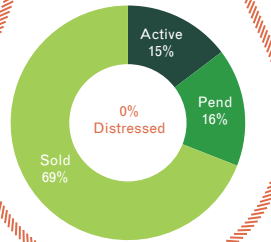
CANYON



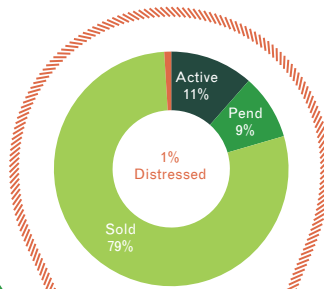
CURRENT MARKET STRENGTH



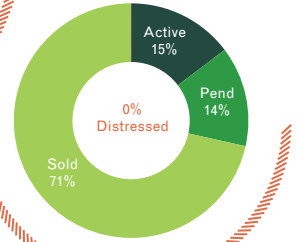
EXISTING ADA



EXISTING CANYON



NEW CANYON



Better Homes and Gardens
 REAL ESTATE

3505 E. MONARCH SKY LN. SUITE 200 | MERIDIAN, ID 83646
 208.381.8000 | 43RE.COM

43° NORTH

©2026 Better Homes and Gardens Real Estate LLC. All rights reserved. Better Homes and Gardens® and the Better Homes and Gardens Real Estate Logo are registered service marks owned by Meredith Operations Corporation and licensed to Better Homes and Gardens Real Estate LLC. Better Homes and Gardens Real Estate LLC fully supports the principles of the Fair Housing Act and the Equal Opportunity Act. Each franchise is independently owned and operated.