

MARKET REPORT

ADA & CANYON COUNTY



AVERAGE PRICE SOLD

ADA

\$625,419

EXISTING

\$653,962

NEW CONSTRUCTION

CANYON

\$441,248

EXISTING

\$505,350

NEW CONSTRUCTION

MAY 2026

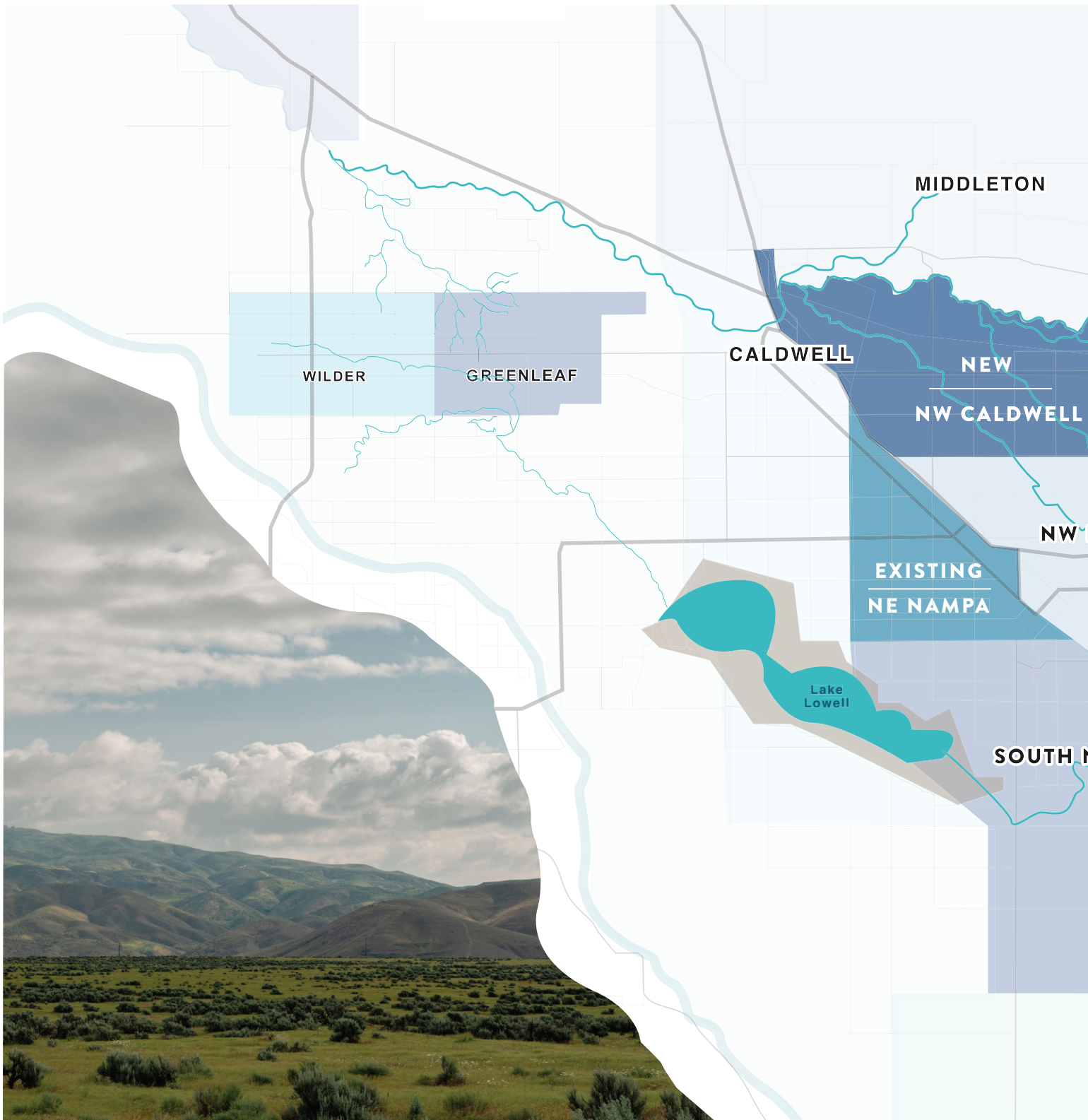
TOP EXISTING & NEW MARKET AREAS IN CANYON COUNTY

EXISTING - NE NAMPA

PENDINGS 73	SOLD 474 AVERAGE OVER 12 MO.	INVENTORY 2.3 MONTHS
DAYS ON MKT 38	\$445K AVERAGE SOLD PRICE OVER 12 MO.	1,762 AVERAGE SF OVER 12 MO.

NEW - SW CALDWELL

PENDINGS 103	SOLD 393 AVERAGE OVER 12 MO.	INVENTORY 2.9 MONTHS
DAYS ON MKT 70	\$503K AVERAGE SOLD PRICE OVER 12 MO.	2,163 AVERAGE SF OVER 12 MO.



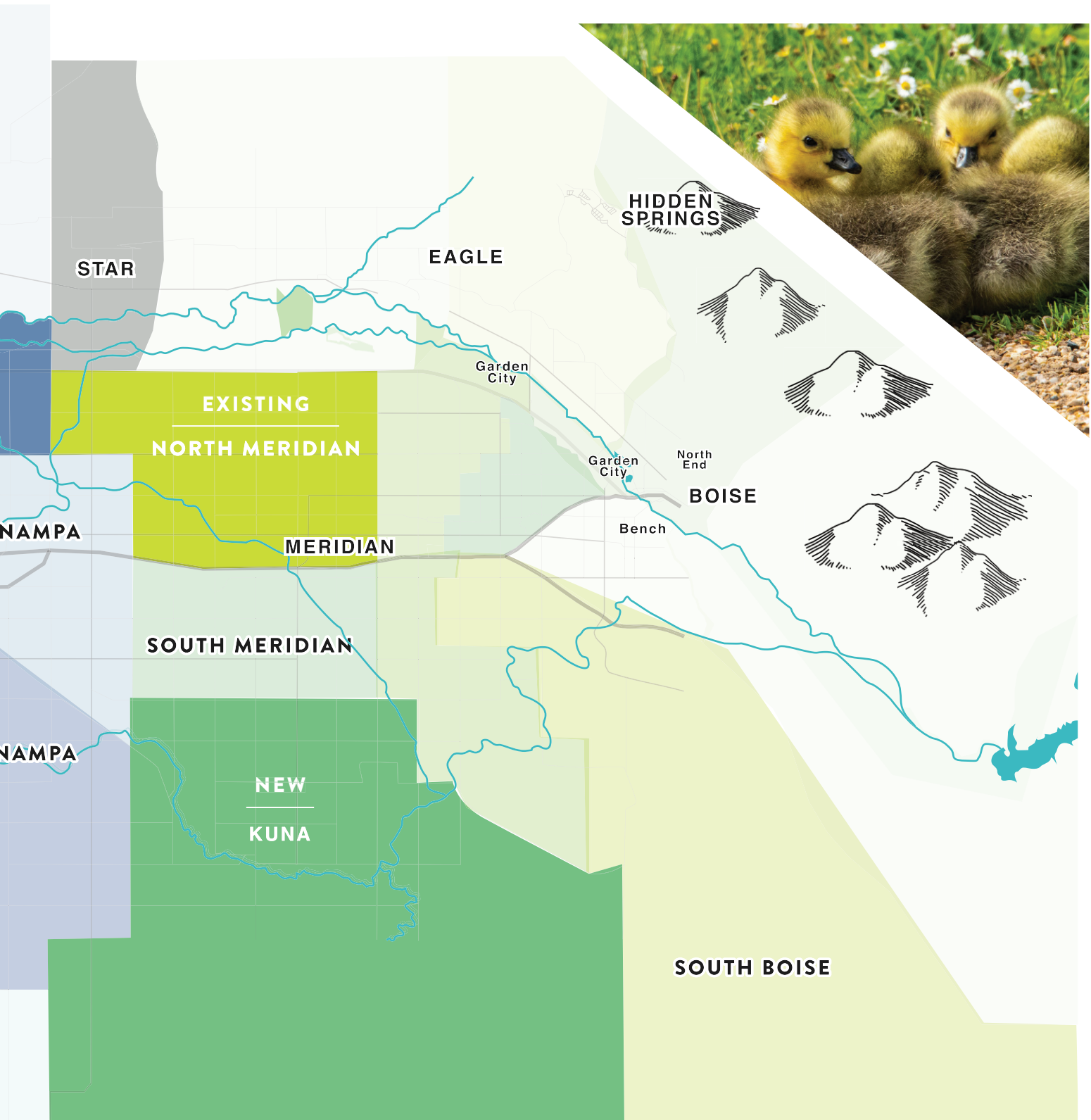
TOP EXISTING & NEW MARKET AREAS IN ADA COUNTY

EXISTING - N. MERIDIAN

PENDINGS	SOLD	INVENTORY
114	950 AVERAGE OVER 12 MO.	2.3 MONTHS
DAYS ON MKT 39	\$599K AVERAGE SOLD PRICE OVER 12 MO.	2,182 AVERAGE SF OVER 12 MO.

NEW - KUNA

PENDINGS	SOLD	INVENTORY
205	660 AVERAGE OVER 12 MO.	2.1 MONTHS
DAYS ON MKT 86	\$531K AVERAGE SOLD PRICE OVER 12 MO.	2,023 AVERAGE SF OVER 12 MO.

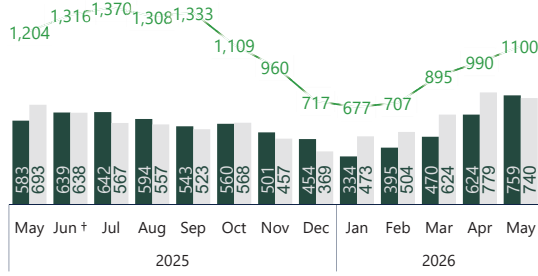


MONTHLY TRENDS

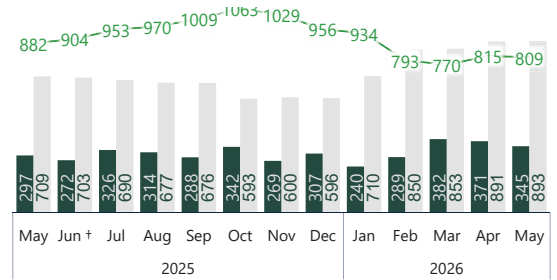
■ Sold ■ Pending — Active

ADA

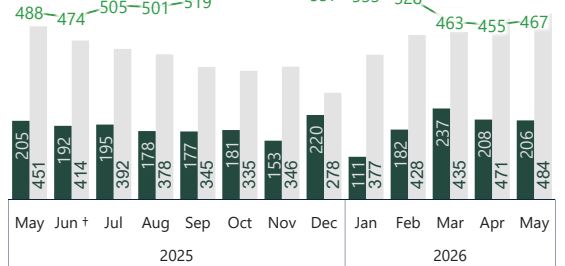
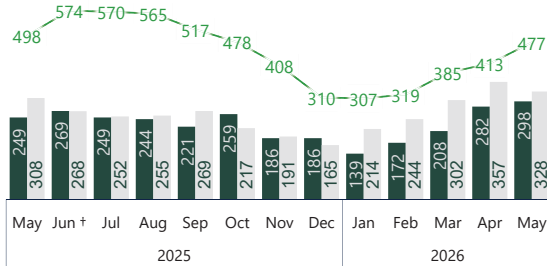
RESALE



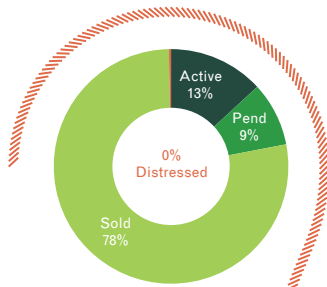
NEW CONSTRUCTION



CANYON

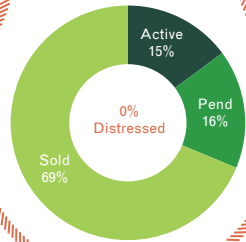


CURRENT MARKET STRENGTH

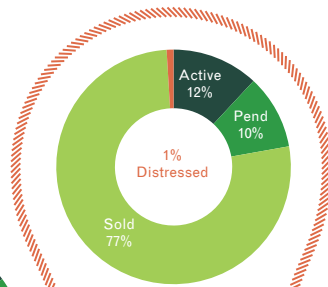


EXISTING ADA

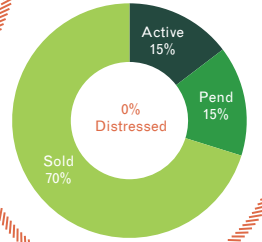
NEW ADA



EXISTING CANYON



NEW CANYON



Better Homes and Gardens
REAL ESTATE

3505 E. MONARCH SKY LN. SUITE 200 | MERIDIAN, ID 83646
208.381.8000 | 43RE.COM

43° NORTH

©2026 Better Homes and Gardens Real Estate LLC. All rights reserved. Better Homes and Gardens® and the Better Homes and Gardens Real Estate Logo are registered service marks owned by Meredith Operations Corporation and licensed to Better Homes and Gardens Real Estate LLC. Better Homes and Gardens Real Estate LLC fully supports the principles of the Fair Housing Act and the Equal Opportunity Act. Each franchise is independently owned and operated.